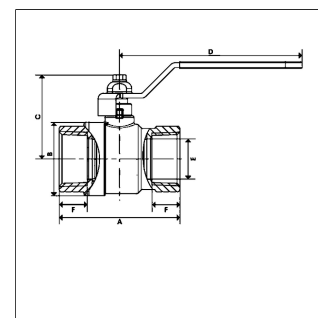


Características







Conexão 1 + 2	rosca fêmea BSP cilíndrica
Faixa de temperatura	ar: -20 °C até +150 °C without steam água: 0 °C até +150 °C
Curso de comutação	0°; 90°
Material	corpo em latão Steel handle, from 2 1/2" aluminium esfera em latão, cromado duro vedante esférico em PTFE
Proteção de superfície	niquelado
Vedação	vedante esférico em PTFE o-ring em NBR o-ring de FKM (FPM)
Customs tariff number	84818081







Aviso sobre encomendas

outros valores de pressão e de temperatura sob consulta

Artigo

Designação	Pressão operacional (bar)	DN*	Rosca de conexão	A (mm)	B (mm)	C (mm)	D (mm)	F (mm)	E (mm)
BKR 06 ND	50	8	G 1/4" -19	44.4	23.5	37	80	10	10
									
BKR 10 ND	50	10	G 3/8" -19	44.4	24	37	80	10	10
									
BKR 13 ND	50	15	G 1/2" -14	50.5	30.5	41	80	12	15
									
BKR 20 ND	40	20	G 3/4" -14	57.5	37	55	113	12.5	20
									
BKR 25 ND	40	25	G 1" -11	70	45.5	59	113	15	25
									
BKR 32 ND	30	32	G 1.1/4" -11	80.5	57	74.5	138	17	32
									
BKR 40 ND	30	40	G 1.1/2" -11	94.5	70	80.5	138	18.5	40

Designação	Pressão operacional	DN*	Rosca de conexão	A	B	C	D	F	E
 BKR 50 ND	25	50	G 2" -11	112.5	84	96.5	157.8	22	50
 BKR 65 ND	18	65	G 2.1/2" -11	134.5	109	116	197	24	65
 BKR 75 ND	16	80	G 3" -11	157	131	133	250	26	80
 BKR 100 ND	14	100	G 4" -11	190	164	148	250	30	100

DN = diâmetro nominal

Peças de substituição

ND GRIFF	Punho para válvula de esfera ND
----------	---------------------------------